




SAFETY SIGNS AND TAGS
CTD01
10 minutes




DRESSING TIMBER
CTD02
15 minutes



POWER PLANERS AND ROUTERS
CTD03
18 minutes



LADDERS AND TRESTLES
CTD04
15 minutes



BASIC LEVELLING
CTD05
16 minutes




INSTALLING DOOR JAMBS AND ARCHITRAVES
CTD06
16 minutes




SETTING-OUT TOOLS
CTD07
15 minutes

ORDER FROM TAFE RESOURCE CENTRE

**PHONE 02 9793 3347
FAX 02 9793 3242**




MORTISE AND TENON JOINTS
CTD08
20 minutes




PORTABLE POWER SAWS
CTD09
20 minutes




SETTING OUT A BUILDING SITE
CTD10
22 minutes



HANGING A DOOR
CTD11
20 minutes



GRINDING AND SHARPENING PLANE BLADES AND CHISELS
CTD12
17 minutes



HOUSING AND HALVING JOINTS
CTD13
20 minutes




PLANT AND EQUIPMENT
CTD14
20 minutes


NEW SOUTH WALES
DEPARTMENT OF
EDUCATION
AND TRAINING




TAFE NSW
MANUFACTURING
ENGINEERING
CONSTRUCTION
AND TRANSPORT
CURRICULUM CENTRE




CONCRETING ON A SMALL SCALE
CTD15
20 minutes




INSTALLING A CYLINDRICAL DOOR LOCK
CTD16
11 minutes




TEMPORARY POWER TO A JOB SITE
CTD17
10 minutes



ERECTING TIMBER ROOF TRUSSES
CTD21
20 minutes



EDGE TREATMENTS FOR MANUFACTURED BOARDS
CTV22
25 minutes



STAIRS-TYPES-DESIGN-MEASUREMENT
CTD23
15 minutes